



# Junior Maths Mastery Challenge 2024

## Paper K

Student Name: \_\_\_\_\_

Student No.: \_\_\_\_\_

**DO NOT OPEN THIS BOOKLET UNTIL INSTRUCTED.**

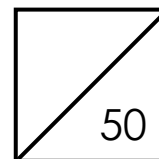
Read the instructions on the **answer sheet** and fill in your **name, school** and **other information**.

Record your answers in your **answer sheet**.

You have **45 minutes** to answer all 15 questions.

## Junior Maths Mastery Challenge (2024)

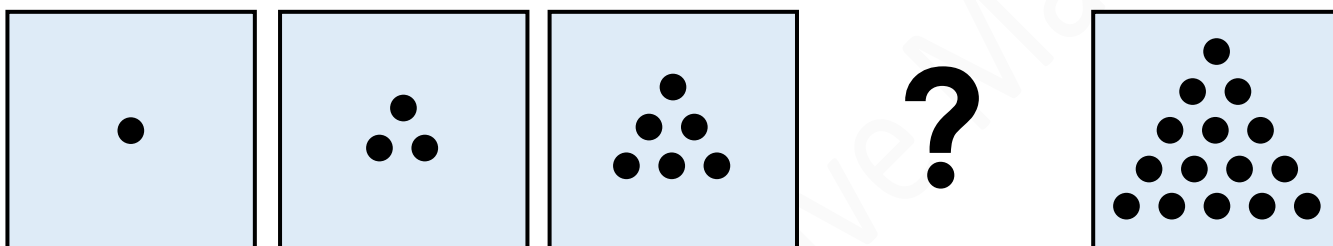
### Paper K



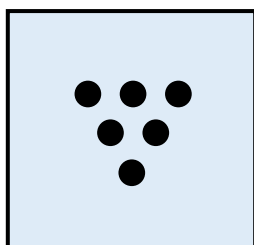
### Section A (30 marks)

Questions 1 to 10 carry 3 marks each.

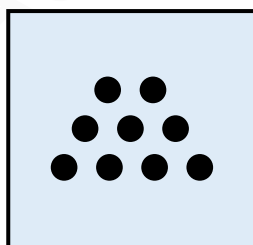
1. Study the pattern below.



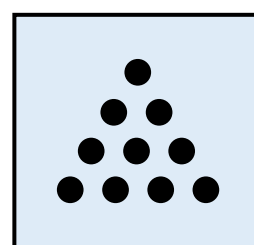
Which is the missing card?



(A)

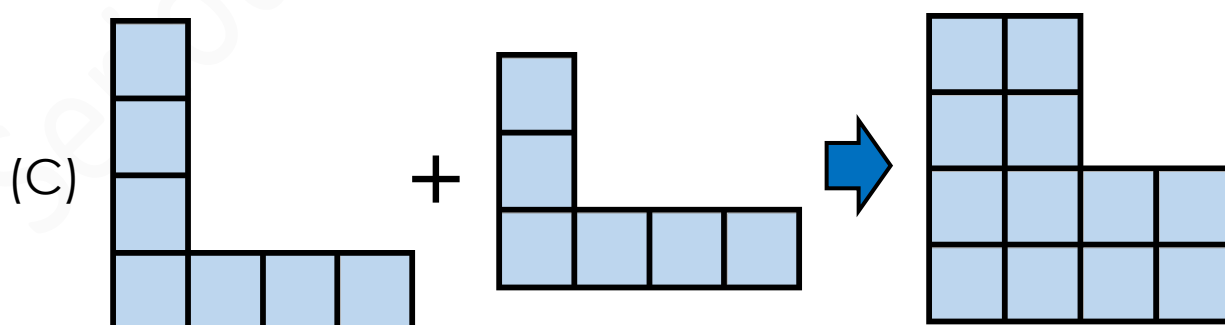
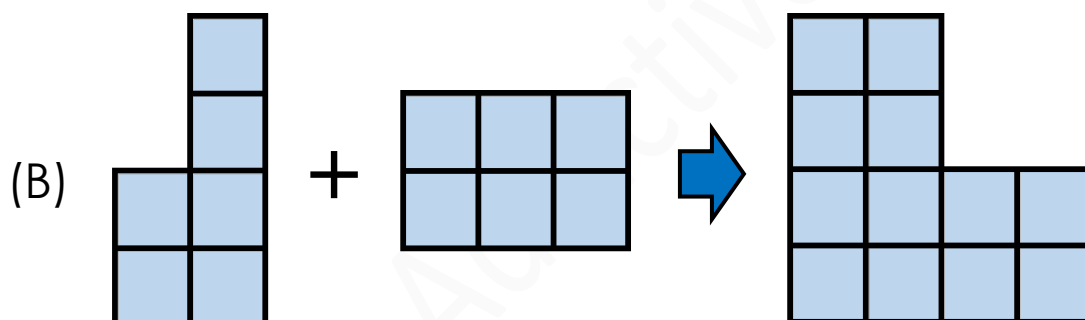
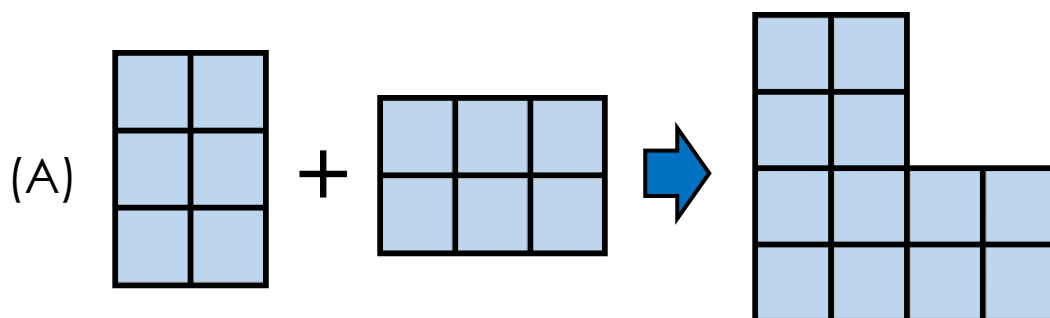


(B)




(C)

## 2. Which is correct?



3. Help Ken find the shortest way through the maze.  
How many apples does he get?

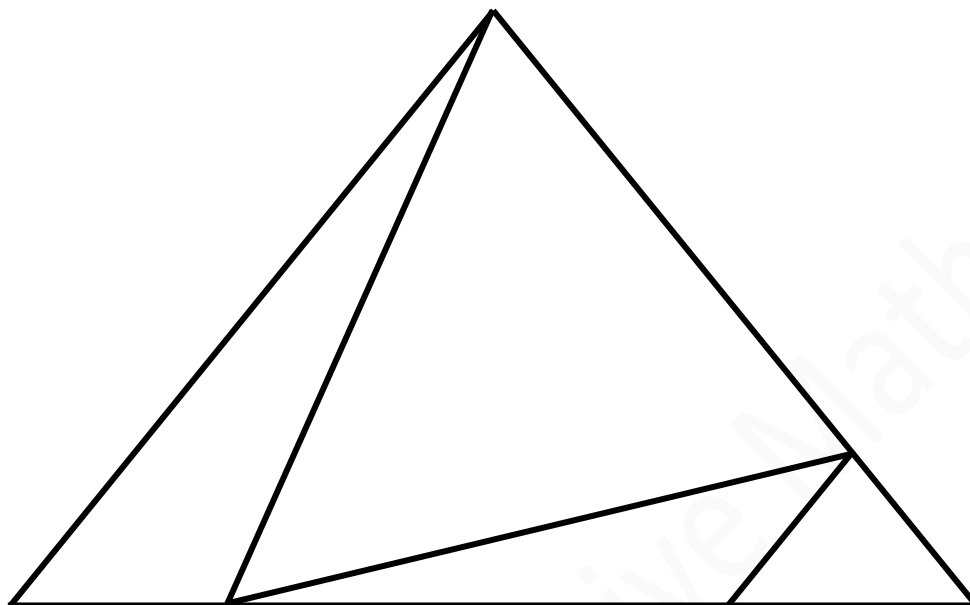


(A) 5

(B) 6

(C) 7

4. How many triangles are there?



(A) 5

(B) 6

(C) 7

5. Each shape is a number.

$$\text{Heart} + \text{Heart} = 20$$

$$\text{Triangle} + \text{Triangle} = 60$$

$$\text{Square} + \text{Triangle} + \text{Heart} = 100$$

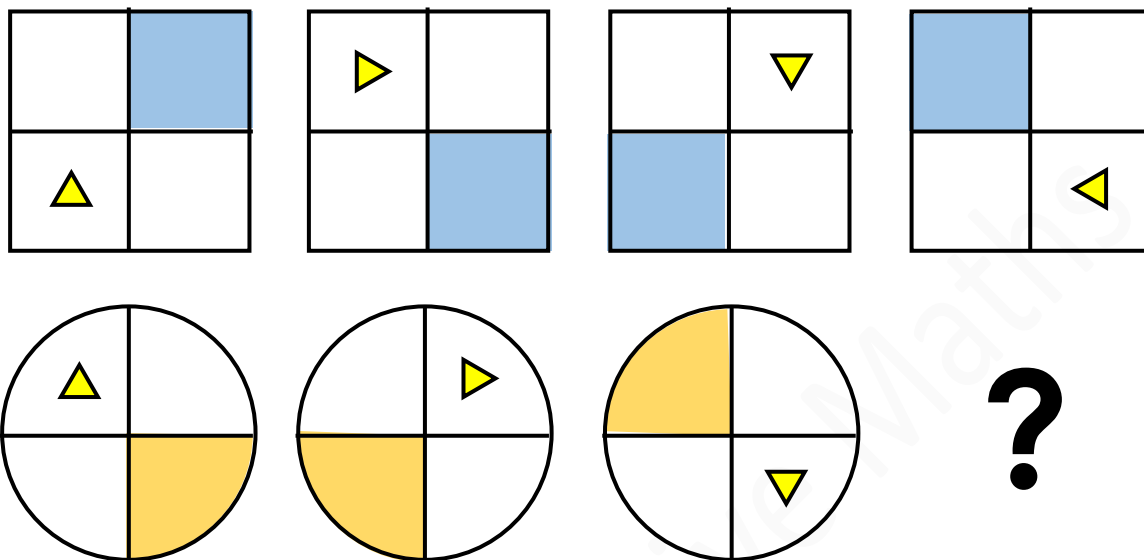
What number is  ?

(A) 50

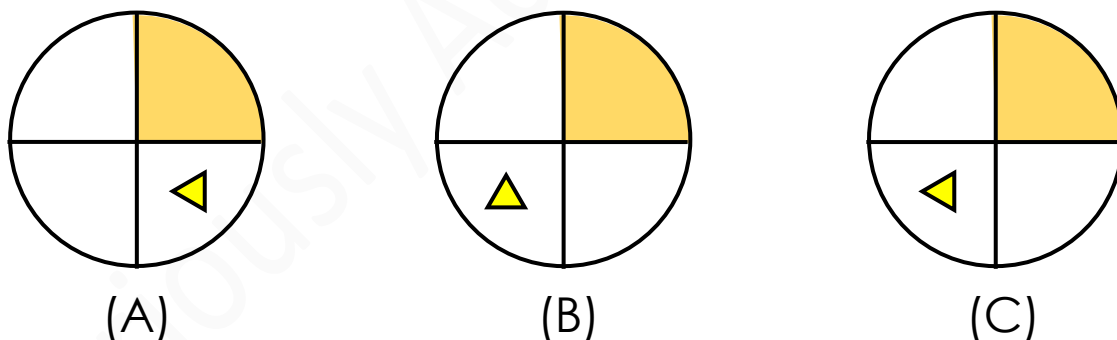
(B) 60

(C) 70

6. Study the pattern below.




What comes next in the pattern?




7. How many different ways can Alice walk home?  
She cannot step on the flowers.



Alice



<https://www.vecteezy.com/free-vector/flowerbed>  
Flowerbed  
Vectors by Vecteezy



Alice's home


(A) 2

(B) 3

(C) 4



8. Look at the picture.



Which piece fits in the picture?



(A)



(B)



(C)

9. Study the number pattern below.

1 3 5 1 3 5 1 3 5 1...  
1<sup>st</sup>

What is the 16<sup>th</sup> number?

- (A) 1                      (B) 3                      (C) 5

10. There are 13 pupils in a group.  
2 of them have the same birthday month.  
Is this correct?

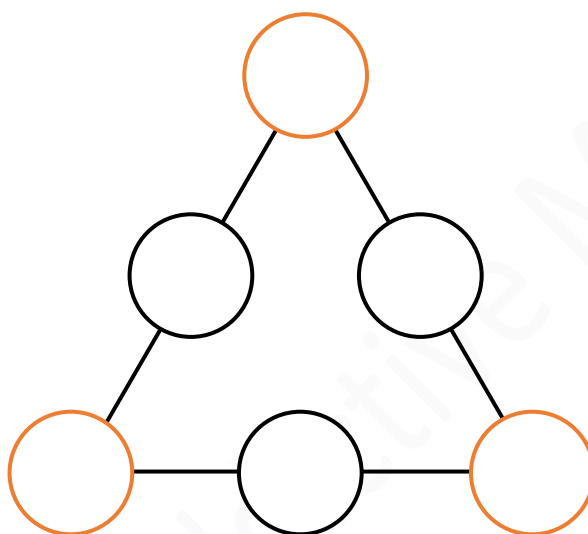
- (A) Yes                      (B) No                      (C) Maybe


## Section B (20 marks)

Questions 11 to 15 carry 4 marks each.

11. Fill in the circles with the numbers 1 to 6.

The numbers in  add up to 9.





Now, add the numbers in the s.  
What number do you get?

(A) 15

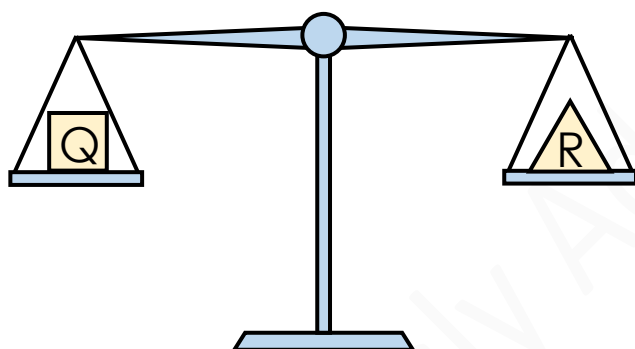
(B) 9

(C) 6

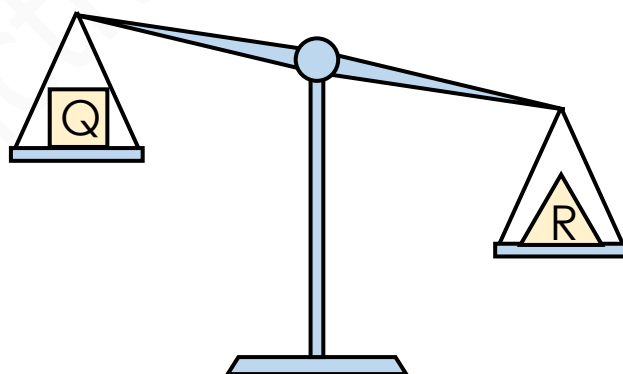
12. The diagram shows two weighing scales.




Which of the following is correct?



(A)

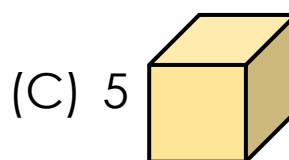
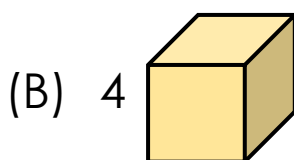
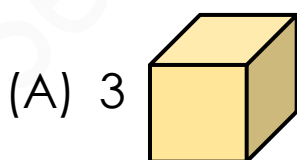
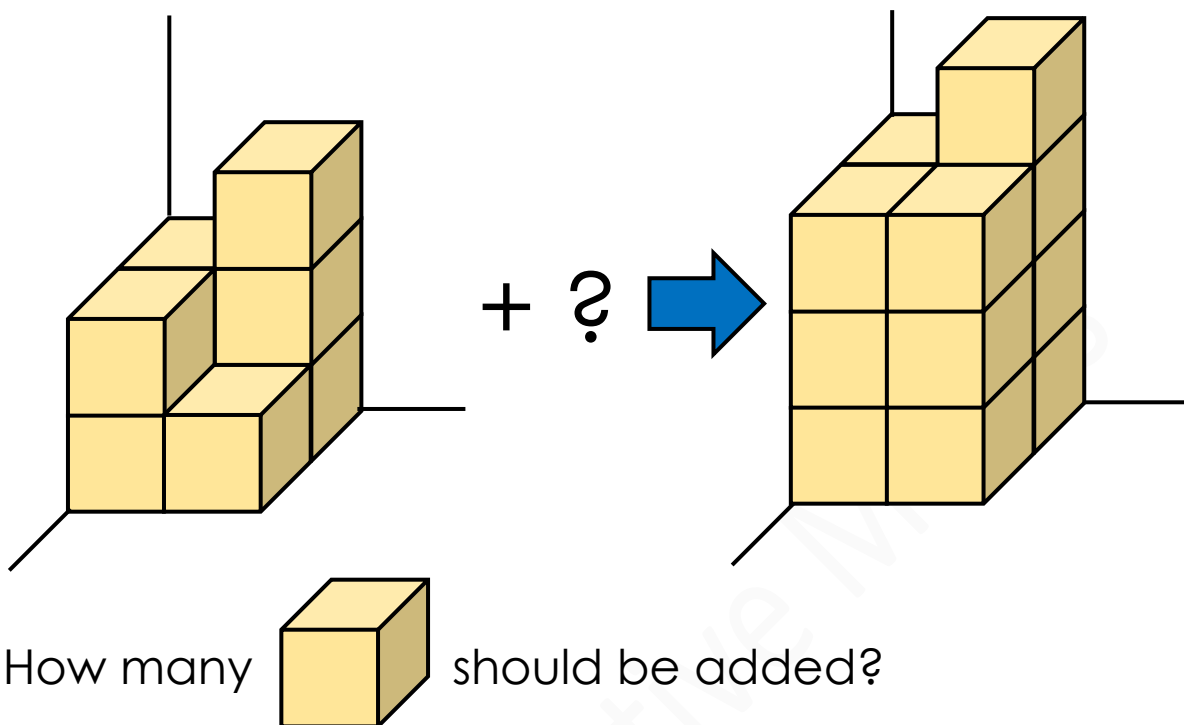


(B)




(C)

13.



14. What number comes next in the pattern?



(A) 28

(B) 29

(C) 30

15. The picture shows 2 boys, Steve and Paul, and 3 girls, Alice, Sally and Jane.



<https://www.vecteezy.com/free-vector/classroom> Classroom Vectors by Vecteezy

Alice sits behind Jane.  
Steve sits beside Sally.  
Which statement below is **not** correct?

- (A) Steve sits beside Jane.
- (B) Jane sits beside Paul.
- (C) Paul sits behind Sally.

**END OF PAPER**

Seriously Addictive Maths

**BLANK PAGE**